

2010 CENSUS PROFILES GEORGIA

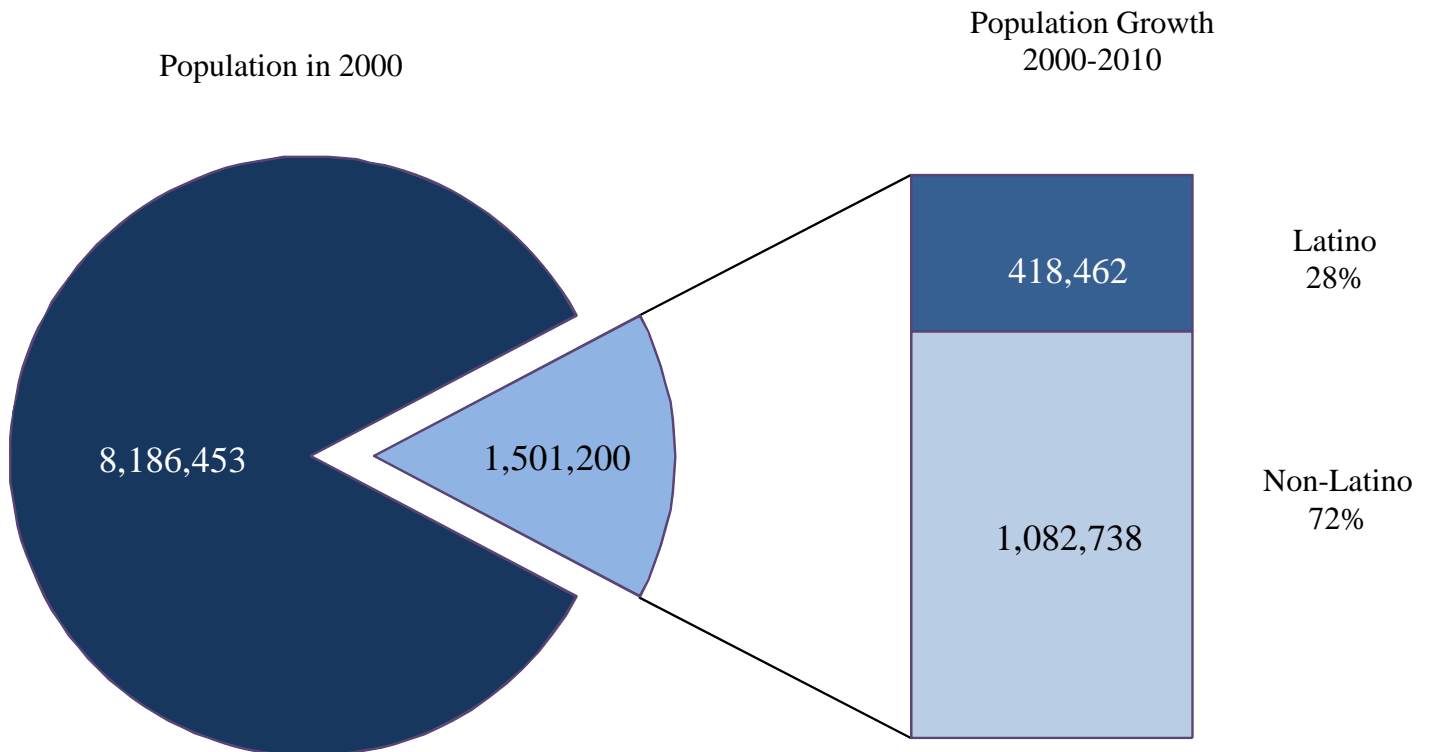
TOTAL POPULATION: 9,687,653
 LATINO POPULATION: 853,689
 LATINO SHARE OF POPULATION: 8.8%

CONGRESSIONAL SEATS AFTER 2010 REAPPORTIONMENT: 14
 CONGRESSIONAL SEATS GAINED SINCE 2000: 1

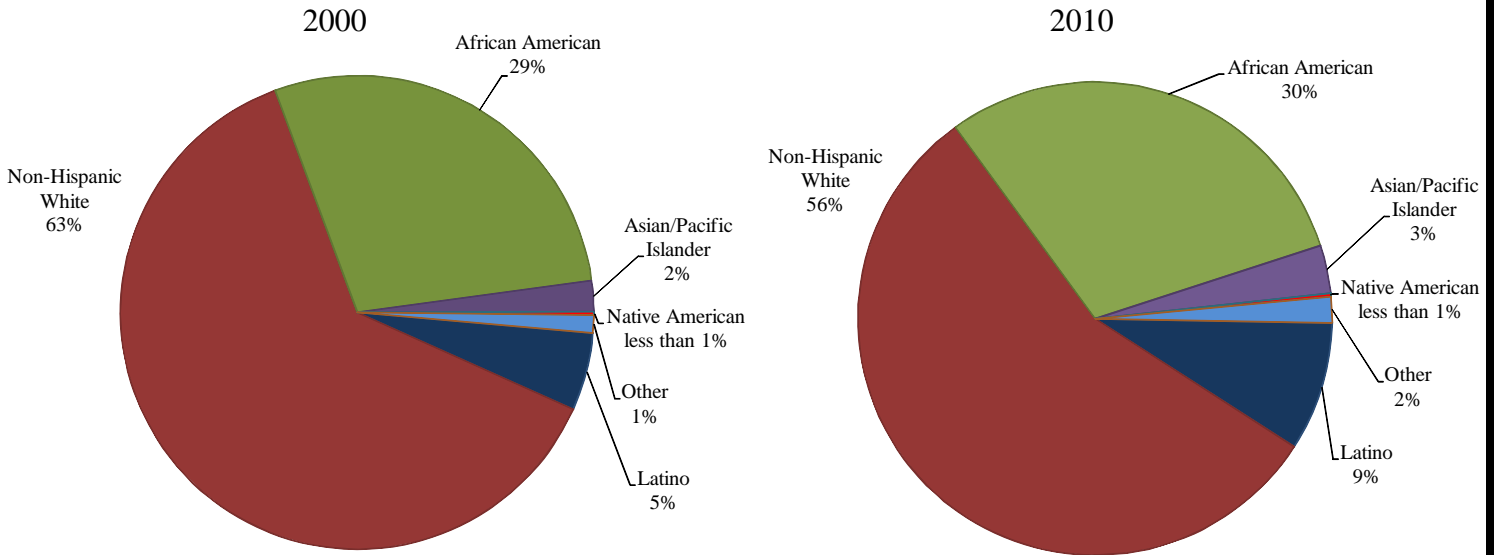
POPULATION GROWTH BETWEEN 2000 AND 2010

Between 2000 and 2010, Georgia's population grew from 8.2 million to 9.7 million, an increase of 18%. During the same period, the Latino population nearly doubled by growing from 435,227 to 853,689, an increase of 96%.

The increase in Georgia's Latino population contributed significantly to the state's overall growth during the last decade. Between 2000 and 2010, the Latino population increase accounted for 28% of the state's total population growth.



ETHNIC COMPOSITION OF POPULATION



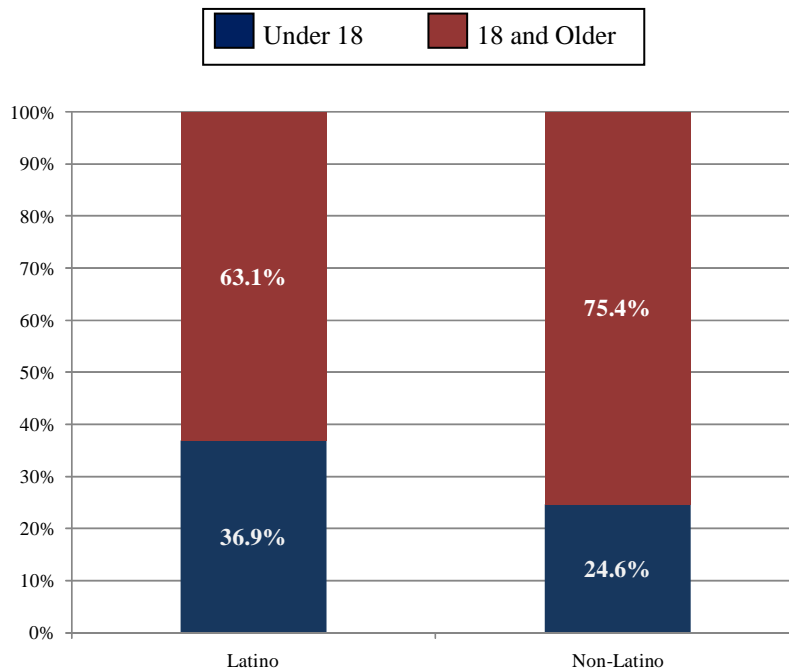
Between 2000 and 2010, the Latino share of the population grew from 5% to 9%. In 2000, 63% of Georgians were Non-Hispanic White; in 2010, Non-Hispanic Whites were 56% of the state's population.

AGE OF POPULATION: 2010

In 2010, 314,687 Latinos were under 18, and 539,002 were 18 and older. Latinos comprise 13% of all Georgians under 18.

| | Under 18 | 18 and older |
|------------|-----------|--------------|
| Latino | 314,687 | 539,002 |
| Non-Latino | 2,176,865 | 6,657,099 |

In 2010, Georgia's Latino population was significantly younger than the non-Latino population. Over one-third of Latino Georgians (37%) were under 18, compared to 25% of non-Latinos.



COUNTY AND CITY POPULATIONS: 2010

Census 2010 data reveal that many of Georgia's 10 largest counties have significant Latino populations. The Latino share of these counties' population ranges from 4% in Richmond County to 20% in Gwinnett County. Additionally, the seven largest Georgia counties are also home to the state's largest Latino communities: Fulton County, Gwinnett County, De Kalb County, Cobb County, Chatham County, Clayton County, and Cherokee County. The state's 10 largest counties are home to over half (57%) of its Latino population, with 19% residing in Gwinnett County.

Top 10 Georgia Counties

| County | Total Population | Latino Population | Latino Share of Population |
|-----------------|------------------|-------------------|----------------------------|
| Fulton County | 920,581 | 72,566 | 7.9% |
| Gwinnett County | 805,321 | 162,035 | 20.1% |
| DeKalb County | 691,893 | 67,824 | 9.8% |
| Cobb County | 688,078 | 84,330 | 12.3% |
| Chatham County | 265,128 | 14,370 | 5.4% |
| Clayton County | 259,424 | 35,447 | 13.7% |
| Cherokee County | 214,346 | 20,566 | 9.6% |
| Henry County | 203,922 | 11,813 | 5.8% |
| Richmond County | 200,549 | 8,207 | 4.1% |
| Muscogee County | 189,885 | 12,110 | 6.4% |

Many of Georgia's 10 largest incorporated places (which includes the state's cities) also have significant Latino populations. The Latino share of these jurisdictions' population ranges from 2% in Albany to 17% in Roswell. Additionally, six of Georgia's major incorporated places are also home to the state's largest Latino communities, including Atlanta, the Augusta-Richmond County consolidated government, Columbus, the Athens-Clarke County unified government, Sandy Springs and Roswell. The state's 10 largest incorporated places are home to 11% of Georgia's Latino population.

Top 10 Georgia Incorporated Places

| City | Total | Latino Population | Latino Share of Population |
|--|---------|-------------------|----------------------------|
| Atlanta | 420,003 | 21,815 | 5.2% |
| Augusta-Richmond County consolidated government* | 200,549 | 8,207 | 4.1% |
| Columbus | 189,885 | 12,110 | 6.4% |
| Savannah | 136,286 | 6,392 | 4.7% |
| Athens-Clarke County unified government* | 116,714 | 12,192 | 10.4% |
| Sandy Springs | 93,853 | 13,368 | 14.2% |
| Macon | 91,351 | 2,264 | 2.5% |
| Roswell | 88,346 | 14,699 | 16.6% |
| Albany | 77,434 | 1,596 | 2.1% |
| Johns Creek | 76,728 | 4,000 | 5.2% |

*The Census Bureau classifies these two local jurisdictions as "incorporated places" and includes them together with cities in the list of Georgia's most populous incorporated places.

For more information about this 2010 Census Profile or other NALEO Educational Fund policy and research activities, please contact Rosalind Gold, Senior Director of Policy, Research and Advocacy, rgold@naleo.org.