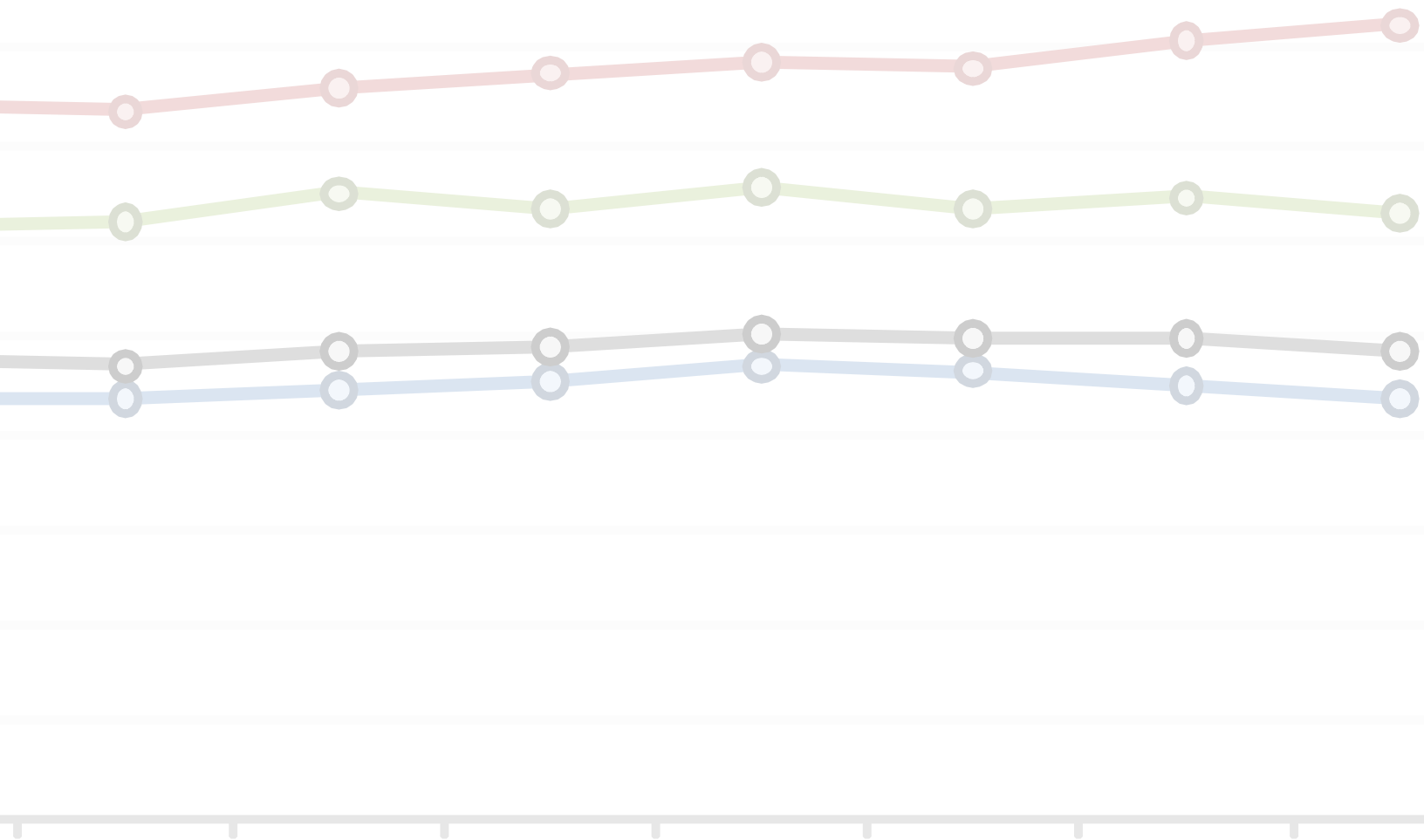




DECEMBER 2010

RACE-RECOVERY INDEX

IS STIMULUS HELPING COMMUNITIES IN CRISIS?



KIRWAN INSTITUTE

FOR THE STUDY OF RACE AND ETHNICITY

THE OHIO STATE UNIVERSITY

john a. powell
Executive Director

Andrew Grant-Thomas
Deputy Director

.....

KIRWAN INSTITUTE

The Kirwan Institute for the Study of Race and Ethnicity is a university-wide interdisciplinary research institute. We generate and support innovative analyses that improve understanding of the dynamics that underlie racial marginality and undermine full and fair democratic practices throughout Ohio, the United States, and the global community. Responsive to real-world needs, our work informs policies and practices that produce equitable changes in those dynamics.

.....

.....

STAFF CONTRIBUTORS

Keischa Irons, *Research Assistant*

Matthew Martin, *GIS/Planning Specialist*

Kathy Baird, *Director of Communications*

.....

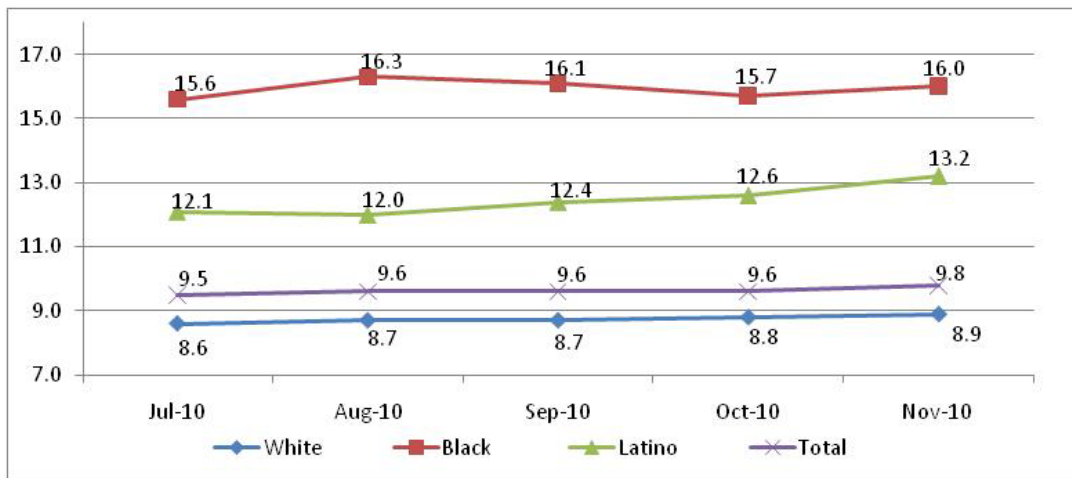


National Unemployment

In November, unemployment for people of color increased by a fraction of a percentage point (.6 percent for Latinos and .3 percent for Blacks), as overall unemployment rates also rose. The overall U.S. unemployment rate rose to 9.8 percent, its highest in the last five months, even with the addition of 39,000 non-farm jobs. Additionally, the private sector added 50,000 jobs to the labor force, 40,000 of which were temporary workers. Health care continued to add jobs over the month, with a gain of 19,000¹.

Chart 1 shows unemployment increased for Latinos and Blacks by 0.6 and 0.3 points of a percentage respectively. Notice the unemployment rate for Latinos is at its highest in the past twelve months (see **Table 1**).

Chart 1. U.S. Unemployment Rate by Race: July 2010- November 2010



Source: U.S. Bureau of Labor Statistics

Table 1. U.S. Unemployed (in thousands) by Race

Race	Nov-09	Dec-09	Jan-10	Feb-10	Mar-10	Apr-10	May-10	Jun-10	Jul-10	Aug-10	Sep-10	Oct-10	Nov-10	% Change (year over year)	Unemployment Increase
White	11,589	11,266	10,782	10,982	10,945	11,295	11,070	10,797	10,760	10,893	10,904	10,933	11,160	-3.7%	-429
Black	2,757	2,843	2,929	2,812	2,951	2,966	2,794	2,732	2,755	2,911	2,860	2,814	2,882	4.5%	125
Latino	2,872	2,891	2,848	2,800	2,859	2,834	2,836	2,820	2,751	2,726	2,840	2,865	3,017	5.0%	145
Total	15,340	15,267	14,837	14,871	15,005	15,260	14,973	14,623	14,599	14,860	14,767	14,843	15,119	-1.4%	-221

Source: U.S. Bureau of Labor Statistics

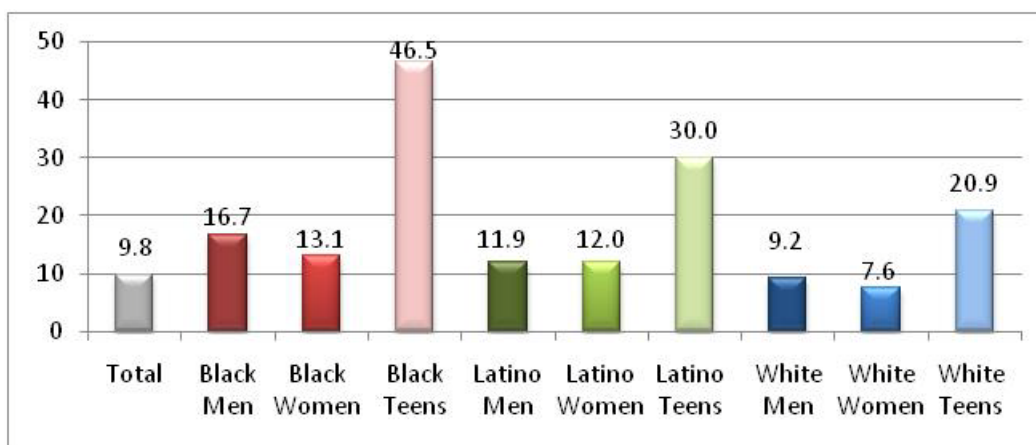
¹ U.S. Bureau of Labor Statistics <http://www.bls.gov/news.release/empsit.nr0.htm>



Unemployment by Race, Gender and Age

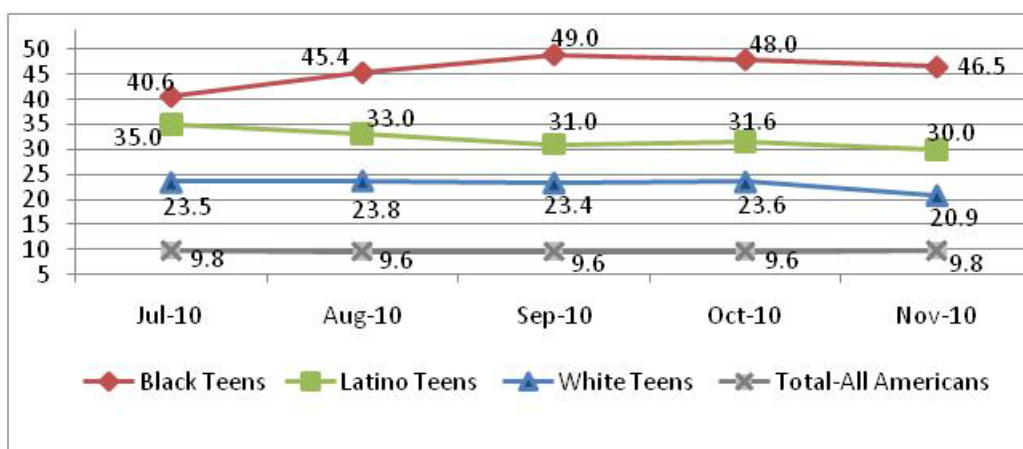
November data from the U.S. Bureau of Labor Statistics shows that unemployment rates for White men, who traditionally face lower-than-average unemployment rates, are slowly reaching national unemployment rates which may be a sign that either the economic crisis is worsening or formerly discouraged workers are entering the job force once again (**Chart 2**). **Chart 3** shows a breakdown of unemployment rates for Black, Latino and White teens from July 2010 to November 2010. Notice that Latino teens have experienced a steady decrease in unemployment rates since July 2010, a total decrease of 5 percentage points, while Black and White teens have experienced a decrease in unemployment from October to November of 1.5 and 2.7 percentage points respectively. This decrease can possibly be attributed to the temporary work provided by seasonal, private sector jobs created for the holiday season.

Chart 2. U.S. Unemployment Rates by Race, Gender and Age for November



Source: U.S. Bureau of Labor Statistics

Chart 3. U.S. Unemployment Rates by Race and Age from July to November 2010



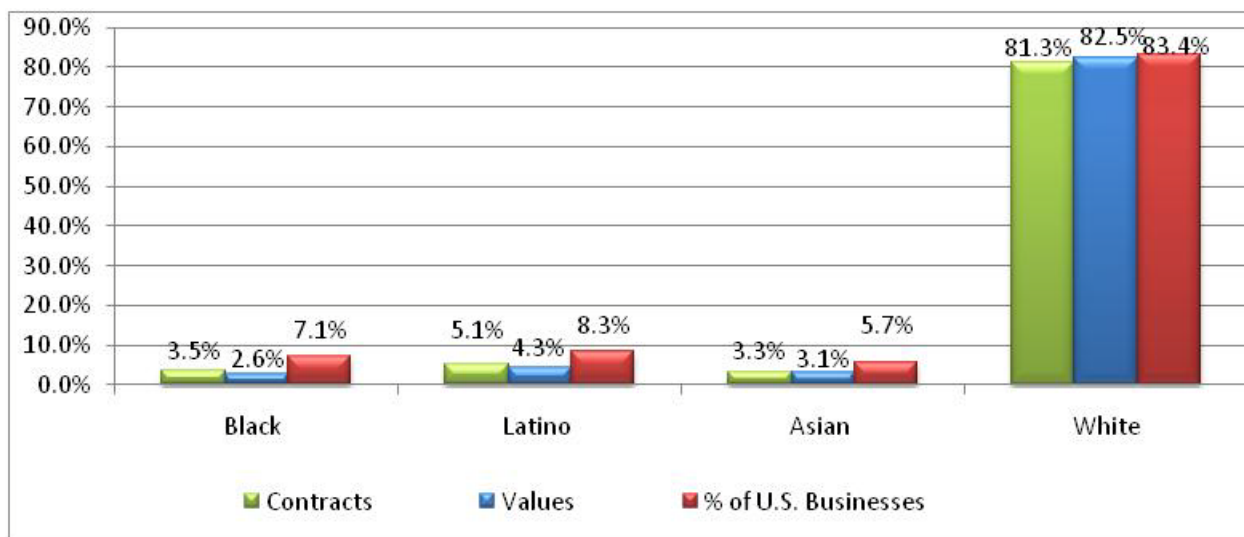
Source: U.S. Bureau of Labor Statistics



Federal ARRA Contract Procurement

Tracking stimulus contracts allocated to business owners by race is one method to measure the equity of America's Recovery. In November, the aggregate total of contracts and contract values received by non-White-owned businesses fell below their share of the U.S. market, as measured by the 2007 Economic Census. Black-owned businesses continue to fall significantly lower than Latino and Asian-owned businesses in contracts and contract values in relation to their percentage of U.S. businesses. (See **Chart 4.**)

Chart 4. Federal ARRA Contract Procurements by Race of Recipient Business Owner (Feb 09- Nov 10)



Source: Federal Procurement Data System (12/05/2010), 2007 U.S. Economic Census Survey of Business Owners

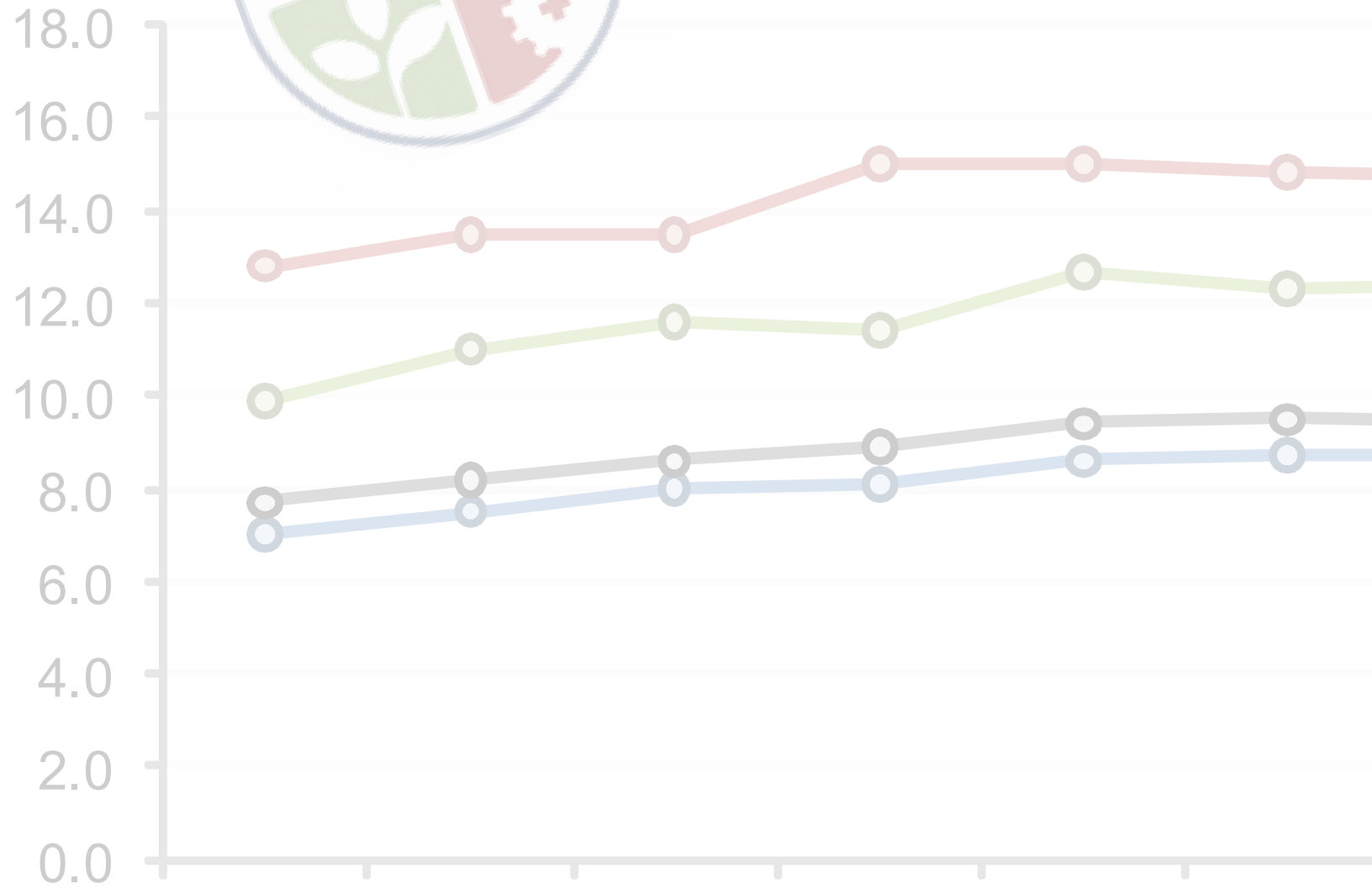
RACE-RECOVERY INDEX

The Race-Recovery Index, a project of the Kirwan Institute, is designed to measure how all people, but particularly marginalized populations, are faring in the midst of the national recovery efforts. The two primary tools for measurement used on a monthly basis are the national unemployment figures by race, and the Federal contract procurement of the American Recovery and Reinvestment Act of 2009 (ARRA). Additional forms of measurement may eventually be added.

For more information, please visit:

www.fairrecovery.org

FairRecovery.org



KIRWAN INSTITUTE FOR THE STUDY OF RACE AND ETHNICITY
THE OHIO STATE UNIVERSITY
433 MENDENHALL LABORATORY | 125 SOUTH OVAL MALL | COLUMBUS OH 43210
Ph: 614.688.5429 | Fax: 614.688.5592
Website: www.kirwaninstitute.org